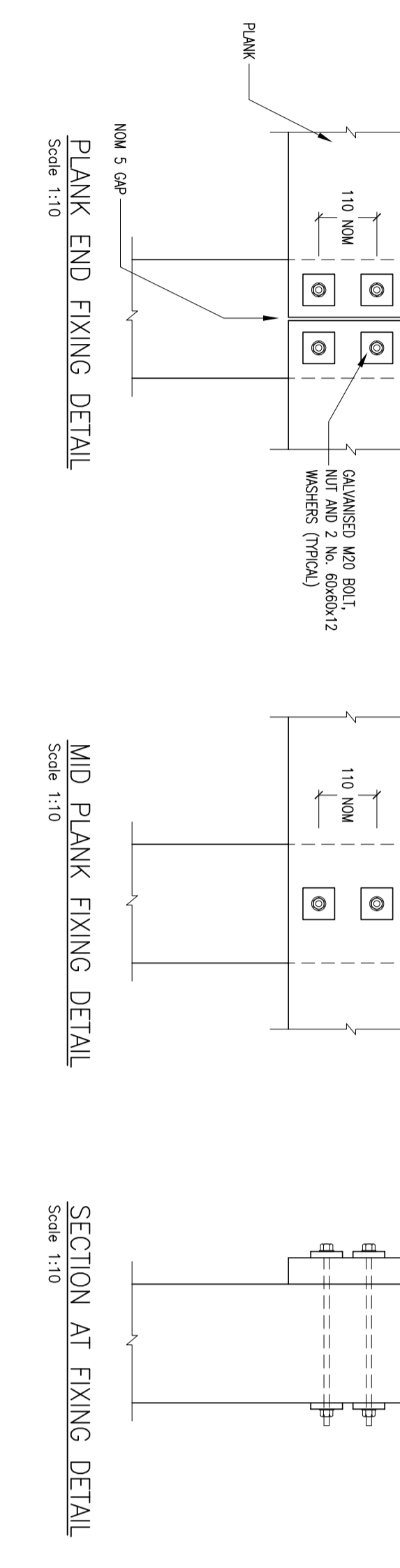
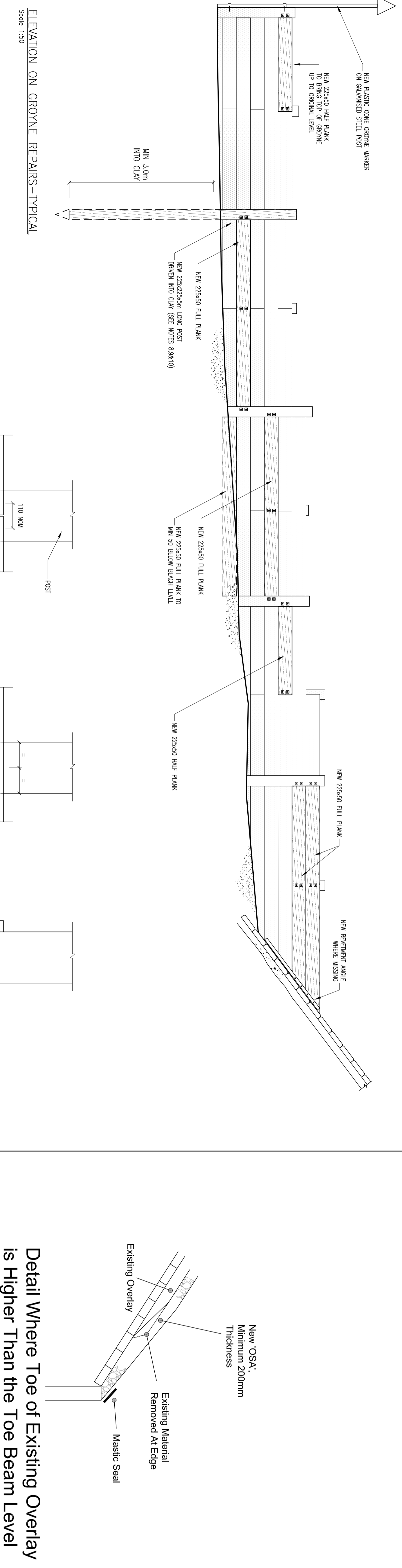
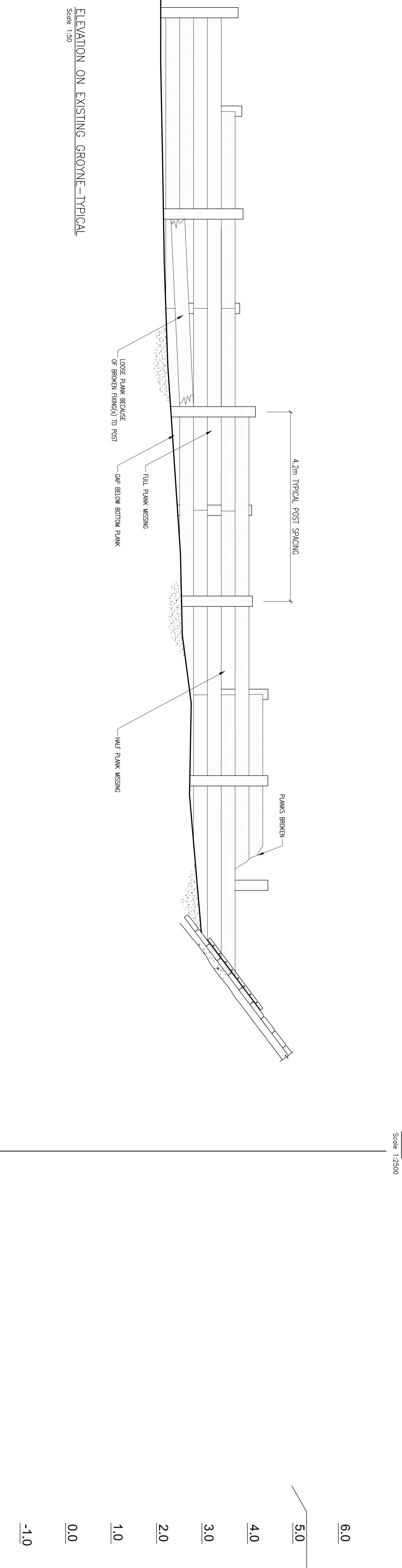
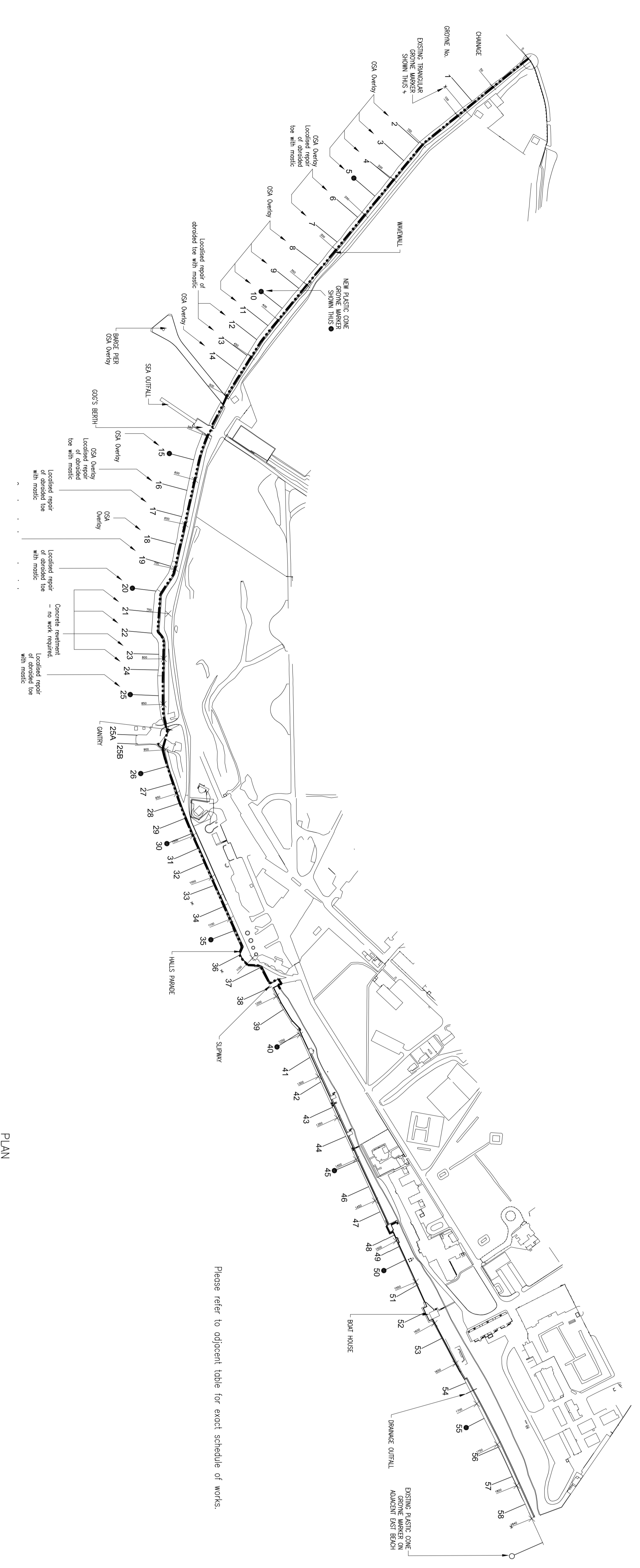


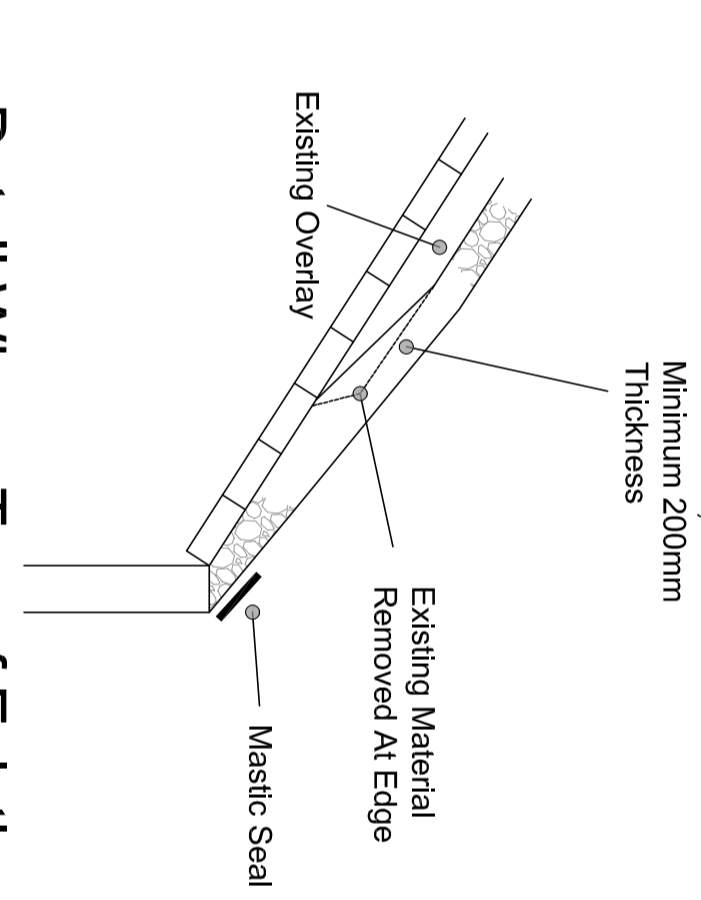
Shoebury Garrison – Seawall Repairs – Works Schedule:

Approx. Chain (m)±10	Groyne No.	Bay Ref.	Length (m)	Notes	Slope Assumed	Shoreshore Product (m ²)	Height to New Toe Length (m)	Groyne Boards Required
50	1	a	80	Reinforced concrete	9	0	0	
50	2	b	10	WHR Material - not exposed to sea and covered	9	0	0	
150	3	c	90	OSA Overlay	9	0	0	
200	4	d	20	OSA Overlay	9	6	120	200
200	5	e	30	OSA Overlay	9	6	180	300
200	6	f	30	OSA Overlay	9	6	180	300
200	7	g	24	OSA Overlay	9	6	144	240
205	8	h	9	Localised repair of abraded toe with mastic	9	0	0	
200	9	i	30	OSA Overlay	9	6	180	300
300	10	j	30	OSA Overlay	9	6	180	300
300	11	k	20	OSA Overlay	9	6	120	200
400	12	l	20	Localised repair of abraded toe with mastic	9	0	0	
400	13	m	20	Localised repair of abraded toe with mastic	9	0	0	
400	14	n	20	OSA Overlay	9	6	120	200
500	15	o	30	OSA Overlay	9	6	180	300
500	16	p	30	OSA Overlay	9	6	180	300
500	17	q	20	OSA Overlay	9	6	120	200
500	18	r	16	OSA Overlay	9	6	96	160
600	19	s	20	Concrete treatment - no work required	9	0	0	
700	20	t	20	Concrete treatment - no work required	9	0	0	
700	21	u	20	Concrete treatment - no work required	9	0	0	
700	22	v	20	OSA Overlay	9	6	120	200
700	23	w	20	OSA Overlay	9	6	120	200
700	24	x	20	Concrete treatment - no work required	9	0	0	
800	25	y	20	Concrete treatment - no work required	9	0	0	
800	26	z	20	Concrete treatment - no work required	9	0	0	
800	27	aa	20	Concrete treatment - no work required	9	0	0	
800	28	ab	15	Localised repair of abraded toe with mastic	9	0	0	
870	29	ac	30	OSA Overlay	9	6	180	300

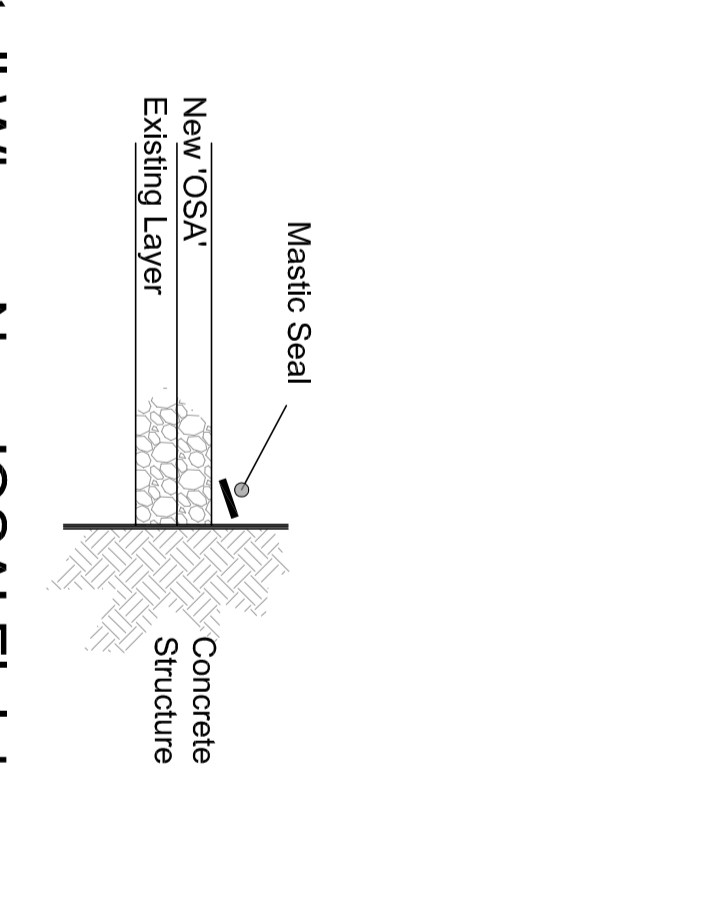


All loose/missing planks will be fixed/replaced

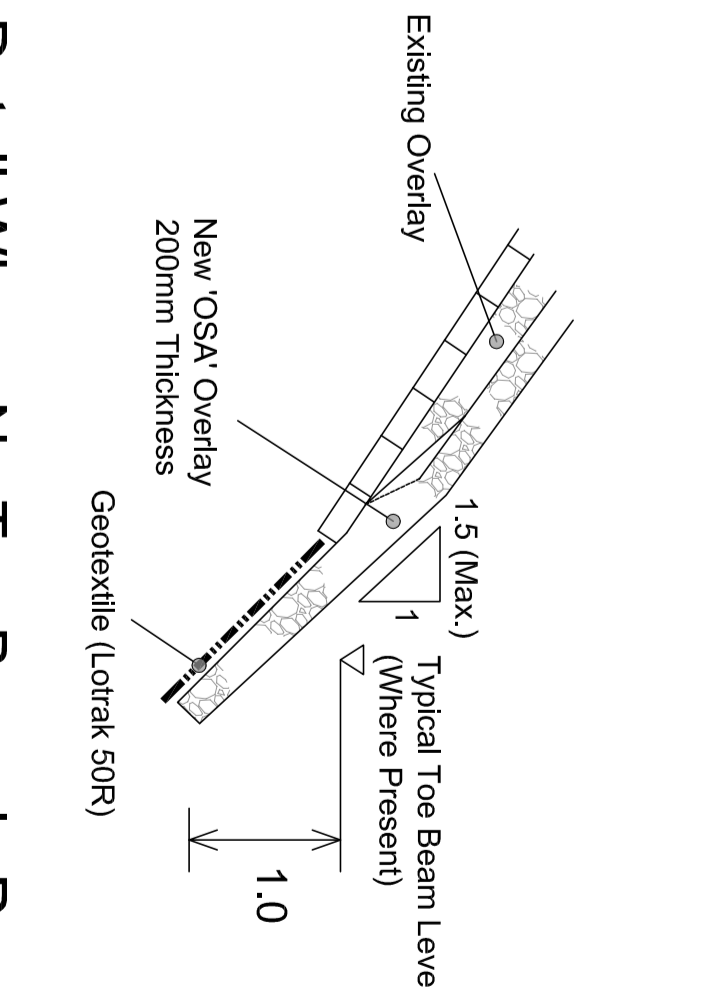
GROYNE REPAIRS



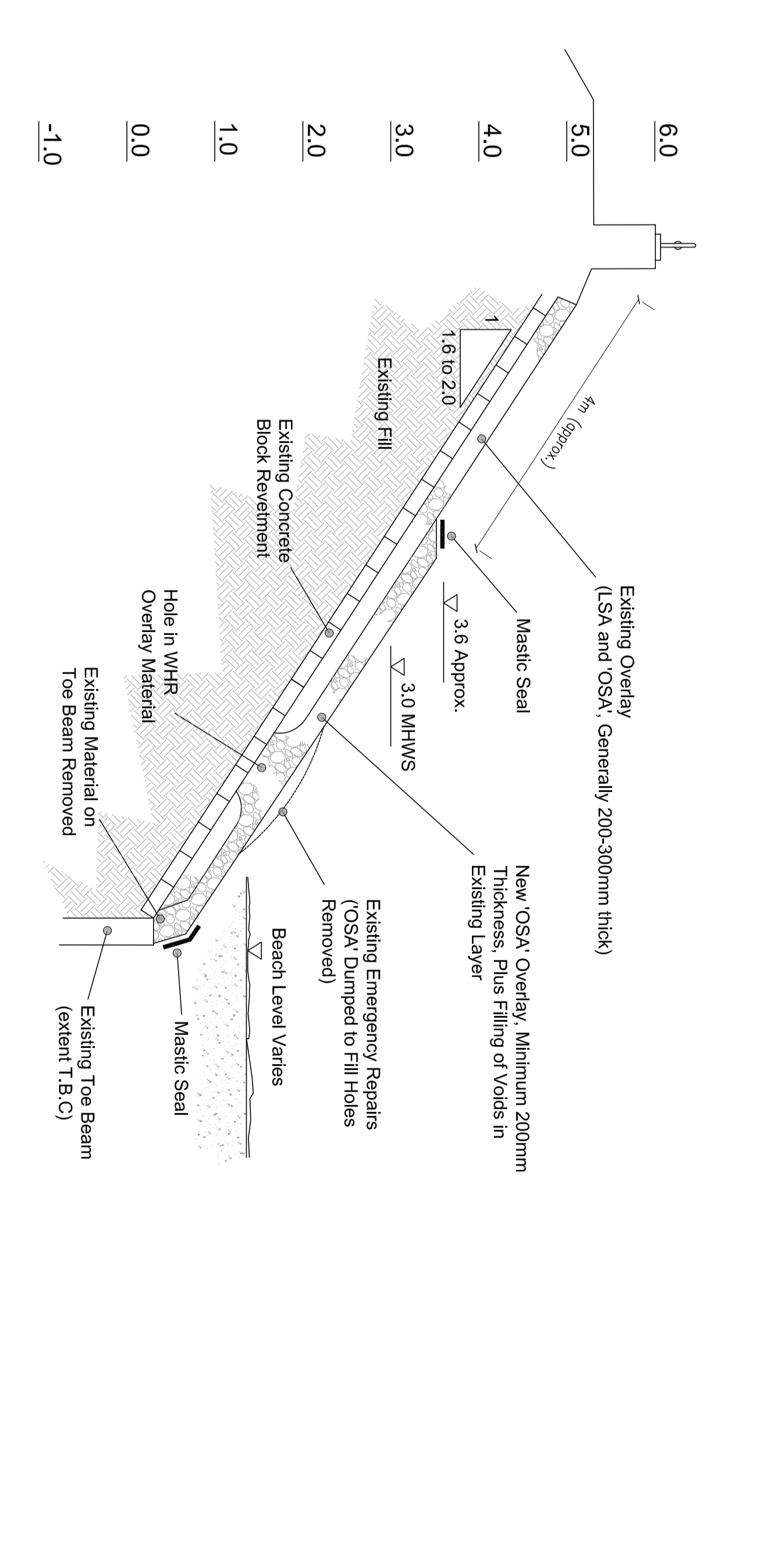
Detail Where Toe of Existing Overlay is Higher Than the Toe Beam Level



Detail Where New OSA Finishes Against Concrete Structure



Detail Where No Toe Beam is Present



Proposed OSA Overlay (Overlay of WHR Material)

1. The Contractor's attention is drawn to the following, which should be taken into account:
 - a) The works are to be carried out in accordance with the Method of Statement over points of access.
 - b) The works are to be carried out in accordance with the Method of Statement over points of access.
 - c) The Contractor shall submit a method statement to the Engineer for approval prior to the commencement of the works.
2. The Contractor shall ensure a proper statement to the Engineer for approval prior to the commencement of the works.
3. The Contractor shall ensure a proper statement to the Engineer for approval prior to the commencement of the works.
4. All dimensions are in millimetres unless otherwise stated.
5. All works are to be carried out in accordance with the Method of Statement.
6. All dimensions are in millimetres unless otherwise stated.
7. All dimensions are in millimetres unless otherwise stated.
8. All dimensions are in millimetres unless otherwise stated.
9. All dimensions are in millimetres unless otherwise stated.
10. All dimensions are in millimetres unless otherwise stated.
11. All dimensions are in millimetres unless otherwise stated.
12. All dimensions are in millimetres unless otherwise stated.
13. All dimensions are in millimetres unless otherwise stated.
14. All dimensions are in millimetres unless otherwise stated.

CLIENT:	Avant Homes	PROJECT:	Shoebury Garrison Sea Wall Repairs
SCALE:	various (As Applicable)	DRAWINGS:	General Repair Drawings
DATE:	27/04/2017		

